



Student Instructions for Completing Online Lessons

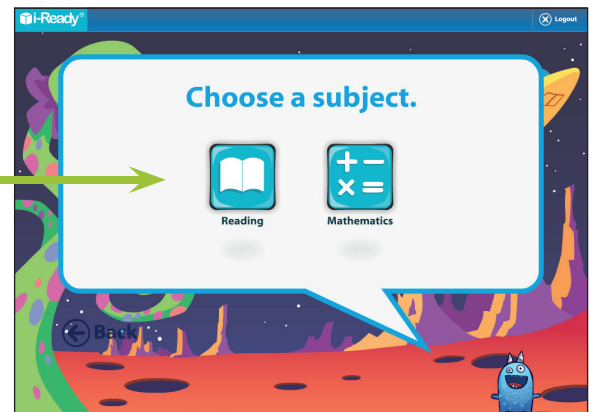
1. Open an internet browser (Firefox, Chrome or Safari).
2. Go to **mysdpbc.org**
3. Enter your **Username** and **Password**. Your username is S + your eight digit student number. Your password is the last four digits of your student number, first initial of your first name (capitalized), first initial of your last name (capitalized), last two digits of your birth year.



4. Select **iReady** from your student portal.



5. Select either **Reading** or **Math**. Your teacher will tell you which one to start with.



6. Keep track of your progress using the tabs in the "My Progress" box.

7. Click on **Start Lessons** to begin next assigned lesson.

8. Earn credits to play games with every lesson you complete! Keep track of credits, select games, change Study Buddies, and change themes in the "My Stuff" box.

9. Have fun and do your best!

